



Savitribai Phule Pune University

Online Application College Inward-Exam Form User Manual

Log on to unipune.ac.in. Click on Examination Section.

The screenshot shows the homepage of Savitribai Phule Pune University. The header features the university's name in Marathi (सावित्रीबाई फुले पुणे विद्यापीठ) and English (SAVITRIBAI PHULE PUNE UNIVERSITY) along with its motto in Sanskrit (॥ यः क्लृप्तवान् स पण्डितः ॥). A navigation menu includes Home, About the University, Academics, Academic Programs, Administration, BCUD, Students Corner, Useful Links, Feedback, and Contact. A search bar is located on the right. A central banner image shows a man and a woman in front of a large tree. Below the banner, a list of links includes Admissions, Examination (highlighted with a red circle), Finance & Accounts, Syllabi, SET & NET Examination, Scholarships, Job Openings, Academic Calendar, Library, Vidyavani, Research, Sports Section, Seminar & Conferences, Tenders, Circulars, Colleges & Institutions, Certificate Section, International Centre, NSS, and Students Welfare. At the bottom, there are logos for TUE World University Rankings, Administration New Portal, FROM CHANCELLOR'S DESK, and NEWS & ANNOUNCEMENTS.

1. College Section will be displayed. User click on College Login.










Students Section <ul style="list-style-type: none">SchedulesTimetablesSeating ArrangementExam Forms OnlineResultsPhoto/ScanCopy & RevaluationUnfair means (Copy case)Contact Details for Various Online ApplicationsCertificatesOrdinance of ExamsSyllabusPrevious Question PapersManual Exam Forms	College Section <ul style="list-style-type: none">College LoginCircularsManual Exam FormsCollege CEO listDownloads for CollegesUnfair Means	Examination Section <ul style="list-style-type: none">Office ModelBoard of ExaminationExam Reform CommitteeGalleryContact us
--	--	---

2. College Login will be displayed. User click on College Inward-Exam Form.

College Logins

College logins For various exam online processes

Note : Photocopy form for SE (2012) (All Branches) & TE (2008) (All Branches) is started. For Last date Please check link below.
<http://pun.unipune.ac.in/revaleng/>
Please Note : All Students willing to apply for photocopy has to apply before last date, even if they has not received mark statement.
* Photocopy forms after last date will not accepted.

 Stationary Requisition To demand stationary for exam related work, Login and fill the requisition forms Request Now	 College Inward-Exam Form Inward exam forms received from students using this link Inward Now	 Strong Room Stationary Request printed Question Papers for college examinations request Here
 Internal Marks Entry To enter students internal marks please login here. (Not for Engineering Colleges) Please use internet explorer 7.0 & above Login Now	 Photocopy and revaluation inward Inward photocopy & revaluation application forms received from students using this link Inward Now	 Hallticket / Junior Supervisor Report / Ordinance 163 Downloads Hall Tickets for Students Exams Login Now
		

3. User click on Click here.



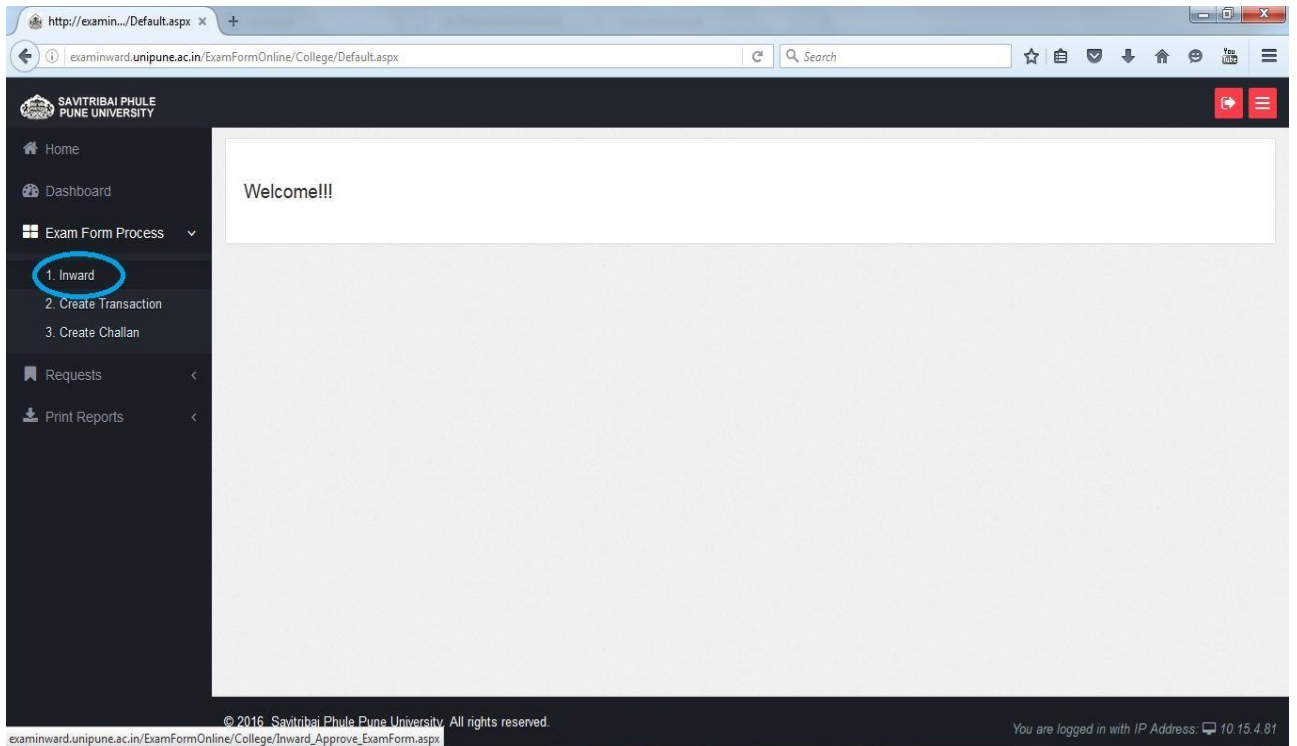
4. Exam Form Online: College Login will be displayed User fills Sign in details and click login.

The screenshot shows the 'Exam Form Online: College Login' page. On the left, there is a table titled 'Important Dates' with columns for Course, Start Date, Without Late Fee EndDate, Without LateFee Inward EndDate, With LateFee EndDate, and With LateFee Inward EndDate. On the right, there is a 'Sign In' form with fields for PUNCODE/USERNAME (containing 'CAAP010490') and Password (masked with dots). A 'Login' button is circled in red.

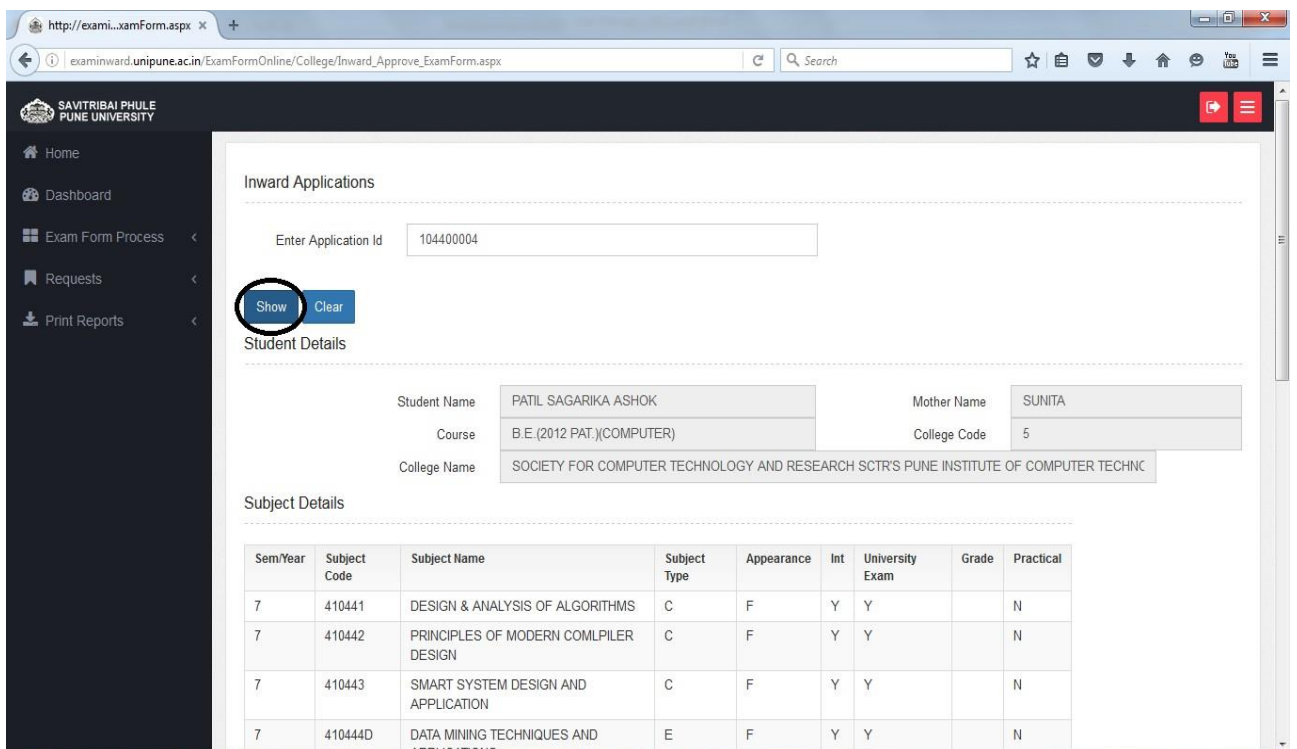
Course	Start Date	Without Late Fee EndDate	Without LateFee Inward EndDate	With LateFee EndDate	With LateFee Inward EndDate
BACHELOR OF ARTS (Rev.2008)	03 Aug 2016	19 Aug 2016	22 Aug 2016	01 Sep 2016	04 Sep 2016
BACHELOR OF ARTS (REV.2013)	03 Aug 2016	19 Aug 2016	22 Aug 2016	01 Sep 2016	04 Sep 2016
BACHELOR OF COMMERCE(Rev.2008)	03 Aug 2016	18 Aug 2016	21 Aug 2016	22 Aug 2016	25 Aug 2016
BACHELOR OF COMMERCE(REV.2013)	03 Aug 2016	18 Aug 2016	21 Aug 2016	22 Aug 2016	25 Aug 2016
BScHS(Rev.2008)	03 Aug 2016	18 Aug 2016	21 Aug 2016	22 Aug 2016	25 Aug 2016
B.Sc. Computer Science(Rev.2013)	03 Aug 2016	18 Aug 2016	21 Aug 2016	22 Aug 2016	25 Aug 2016
BSc(Animation)	03 Aug 2016	18 Aug 2016	21 Aug 2016	22 Aug 2016	25 Aug 2016
B.Sc.(REGULAR)(Rev.2013)	03 Aug 2016	18 Aug 2016	21 Aug 2016	22 Aug 2016	25 Aug 2016
BSC(BIOTECH)(Rev.2008)	03 Aug 2016	18 Aug 2016	21 Aug 2016	22 Aug 2016	25 Aug 2016
BSC(BIOTECH)(Rev.2013)	03 Aug 2016	18 Aug 2016	21 Aug 2016	22 Aug 2016	25 Aug 2016
BSc(Animation)(2015)	03 Aug 2016	18 Aug 2016	21 Aug 2016	22 Aug 2016	25 Aug 2016

5. Exam form process will be displayed.

A. User clicks on Inward.



Inward Applications will be displayed. User Enter student Application id and click show button.



Show all student subjects details and Fees Details

i. User checks all student subject and fees details.

ii. Then click on Approve button.

The screenshot shows a web browser window with the URL `http://examinward.unipune.ac.in/ExamFormOnline/College/Inward_Approve_ExamForm.aspx`. The page displays a table of fees details for a student with ID 410448 and subject PROJECT. The table has columns for 'Header', 'Original', 'Approved', and 'College Share'. The 'Approve' button is circled in red.

Header	Original	Approved	College Share
Fee_Form	30	15	15
Fee_Exam	640	640	0
Fee_CAP	135	135	0
Fee_StatementofMarks	135	135	0
Fee_PassingCertificate	0	0	0
Fee_InternalMarks	0	0	0
Fee_Department	0	0	0
Fee_Project	0	0	0
Fee_EVS	0	0	0
Fee_Late	0	0	0
Fee_Fine	0	0	0
Fee_Total	940	925	15

© 2016 Savitribai Phule Pune University. All rights reserved. You are logged in with IP Address: 10.15.4.81

B. User clicks on Create Transaction.

The screenshot shows a web browser window with the URL `http://examinward.unipune.ac.in/ExamFormOnline/College/Inward_Generate_Transaction.aspx`. The page displays a 'Create Transaction' form with two dropdown menus: 'Select Faculty' (set to '--Select Faculty--') and 'Select Course'. The 'Create Transaction' menu item in the sidebar is circled in red.

© 2016 Savitribai Phule Pune University. All rights reserved. You are logged in with IP Address: 10.15.4.81

Please select the faculty and course and click show button.

SAVITRIBAI PHULE PUNE UNIVERSITY

Home

Dashboard

Exam Form Process <

Requests <

Print Reports <

Create Transaction

Select Faculty: Engineering

Select Course: FE 2015

Show Cancel

Application Id	Student Name	Total Fees Approved
104401062	Danwe Ashutosh Hemraj	925
	Total	925

Generate Transaction

© 2016 Savitribai Phule Pune University. All rights reserved. You are logged in with IP Address: 10.15.4.81

C. User clicks on Create Challan.

SAVITRIBAI PHULE PUNE UNIVERSITY

Home

Dashboard

Exam Form Process >

- 1. Inward
- 2. Create Transaction
- 3. Create Challan

Requests <

Print Reports <

Create Challan

Select Faculty: -Select-

examward.unipune.ac.in/ExamFormOnline/College/Inward_Generate_Challan.aspx

© 2016 Savitribai Phule Pune University. All rights reserved. You are logged in with IP Address: 10.15.4.81

First select the faculty and select check box and last generate challan

SAVITRIBAI PHULE PUNE UNIVERSITY

Home
Dashboard
Exam Form Process
Requests
Print Reports

Create Challan

Select Faculty: Arts

Select	Tr Id	Stud Count	Total Fee	Pattern	Form Fee	Exam Fee	CAP Fee	Statement Of Marks Fee	Passing Certificate Fee	Internal Marks Fee	Dept Fee	Proj Fee	EVS Fee	Late Fee	Fine Fee
<input checked="" type="checkbox"/>	20	113	32080.0000	BACHELOR OF ARTS (REV.2013)	1130	10120	9920	9600	0	1310	0	0	0	0	0

Generate Challan Cancel

© 2016 Savitribai Phule Pune University. All rights reserved. You are logged in with IP Address: 10.15.4.81

1. **Bank Account Name** Enter as per bank account name.
2. **Bank Account Number** Enter bank account number.
3. **Bank Name** Enter bank name.
4. **IFSC Code** Enter bank IFSC code.
5. Click print button.

The screenshot shows a web browser window with the URL http://examward.unipune.ac.in/ExamFormOnline/College/Inward_Generate_Challan.aspx. The page displays a table of fees and a form for remitter bank details.

Select	Tr Id	Stud Count	Total Fee	Pattern	Form Fee	Exam Fee	CAP Fee	Statement Of Marks Fee	Passing Certificate Fee	Internal Marks Fee	Dept Fee	Proj Fee	EVS Fee	Late Fee	Fine Fee
<input checked="" type="checkbox"/>	20	113	32080.0000	BACHELOR OF ARTS (REV.2013)	1130	10120	9920	9600	0	1310	0	0	0	0	0

Buttons: [Generate Challan](#) [Cancel](#)

Remitters Bank details for NEFT/RTGS
 महाविद्यालयाच्या ज्या बँकखात्यामधून विद्यार्थ्यांना पैसे वرن करावयाचे आहेत त्याची अचूक माहिती येथे भरावी:

College/Institute Bank Account Name :

College/Institute Bank Account Number :

Bank Name :

Branch Name :

IFSC Code :

[Print](#)

© 2016 Savitribai Phule Pune University. All rights reserved. You are logged in with IP Address: 10.15.4.81

For more information: Log on to: <http://unipune.ac.in>

Contact No:-020-71533633